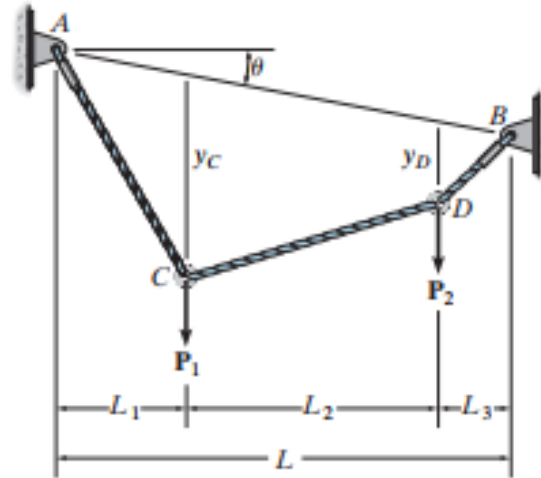


TD N°05:

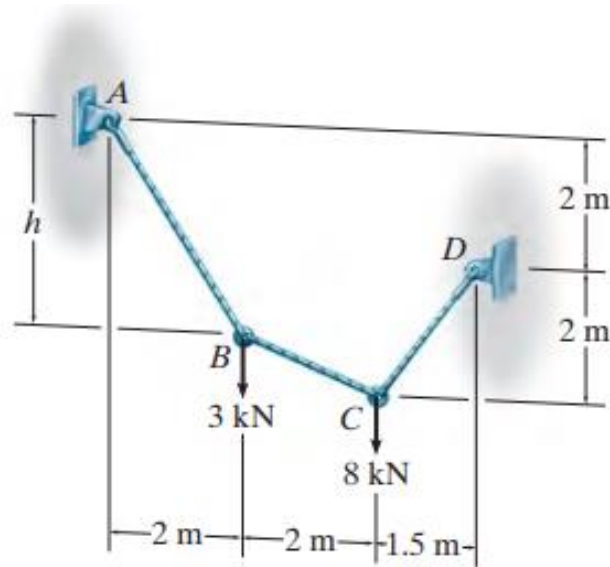
Cable Analysis “Cable Subjected to Concentrated Loads”

If the cable is subjected to concentrated loads then the force acting in each cable segment is determined by applying the equations of equilibrium to the free-body diagram of groups of segments of the cable or to the joints where the forces are applied.



Example N°01 :

Determine the tension in each segment of the cable shown in Figure a. Also, what is the dimension h ?



(a)

Solution:

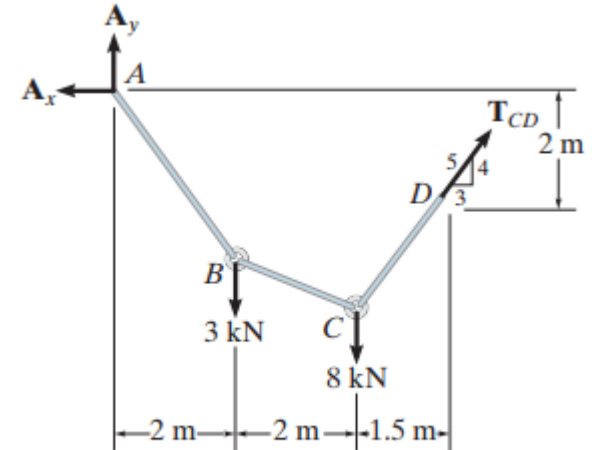
By inspection, there are four unknown external reactions (A_x , A_y , D_x and D_y) and three unknown cable tensions, one in each cable segment. These seven unknowns along with the sag h can be determined from the eight available equilibrium equations ($\sum F_x = 0$, $\sum F_y = 0$) applied to points A through D.

A more direct approach to the solution is to recognize that the slope of cable CD is specified, and so a free-body diagram of the entire cable is shown in Figure b. We can obtain the tension in segment CD as follows:

$$\downarrow + \sum M_A = 0;$$

$$T_{CD}(3/5)(2 \text{ m}) + T_{CD}(4/5)(5.5 \text{ m}) - 3 \text{ kN}(2 \text{ m}) - 8 \text{ kN}(4 \text{ m}) = 0$$

$$T_{CD} = 6.79 \text{ kN}$$

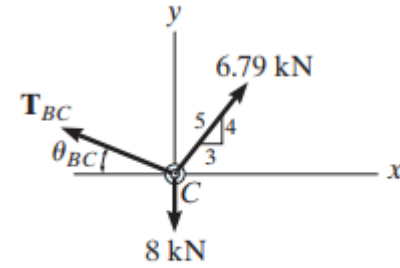


(b)

Now we can analyze the equilibrium of points C and B in sequence.

Point C (Figure c):

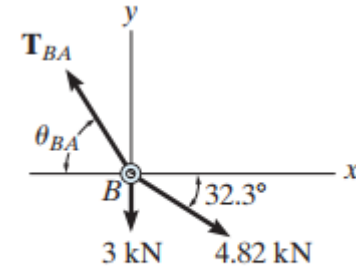
$$\begin{aligned}\pm \rightarrow \Sigma F_x &= 0; & 6.79 \text{ kN}(3/5) - T_{BC} \cos \theta_{BC} &= 0 \\ + \uparrow \Sigma F_y &= 0; & 6.79 \text{ kN}(4/5) - 8 \text{ kN} + T_{BC} \sin \theta_{BC} &= 0 \\ & & \theta_{BC} = 32.3^\circ & \quad T_{BC} = 4.82 \text{ kN}\end{aligned}$$



(c)

Point B (Figure d):

$$\begin{aligned}\pm \rightarrow \Sigma F_x &= 0; & -T_{BA} \cos \theta_{BA} + 4.82 \text{ kN} \cos 32.3^\circ &= 0 \\ + \uparrow \Sigma F_y &= 0; & T_{BA} \sin \theta_{BA} - 4.82 \text{ kN} \sin 32.3^\circ - 3 \text{ kN} &= 0 \\ & & \theta_{BA} = 53.8^\circ & \quad T_{BA} = 6.90 \text{ kN}\end{aligned}$$



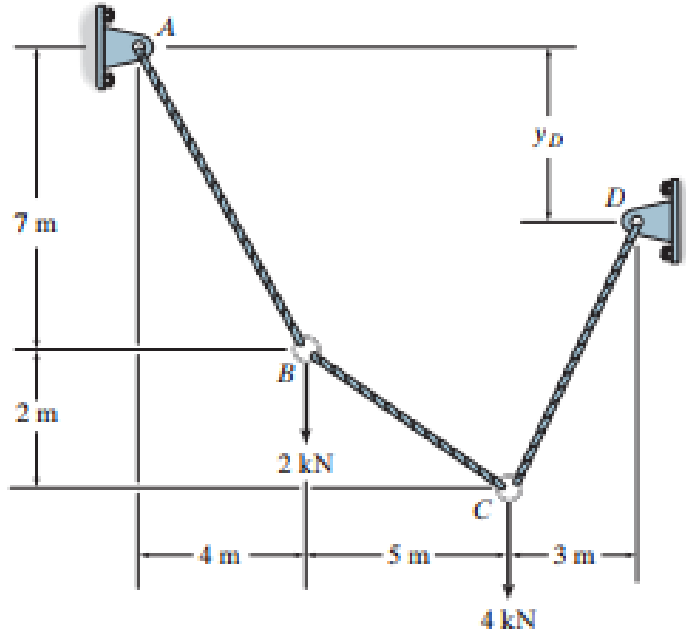
(d)

Hence, from Figure a:

$$h = (2 \text{ m}) \tan 53.8^\circ = 2.74 \text{ m}$$

Example N°02 :

Determine the tension in each cable segment and the distance y_D



Solution:

$$T_{BC} = 1.60 \text{ kN}$$

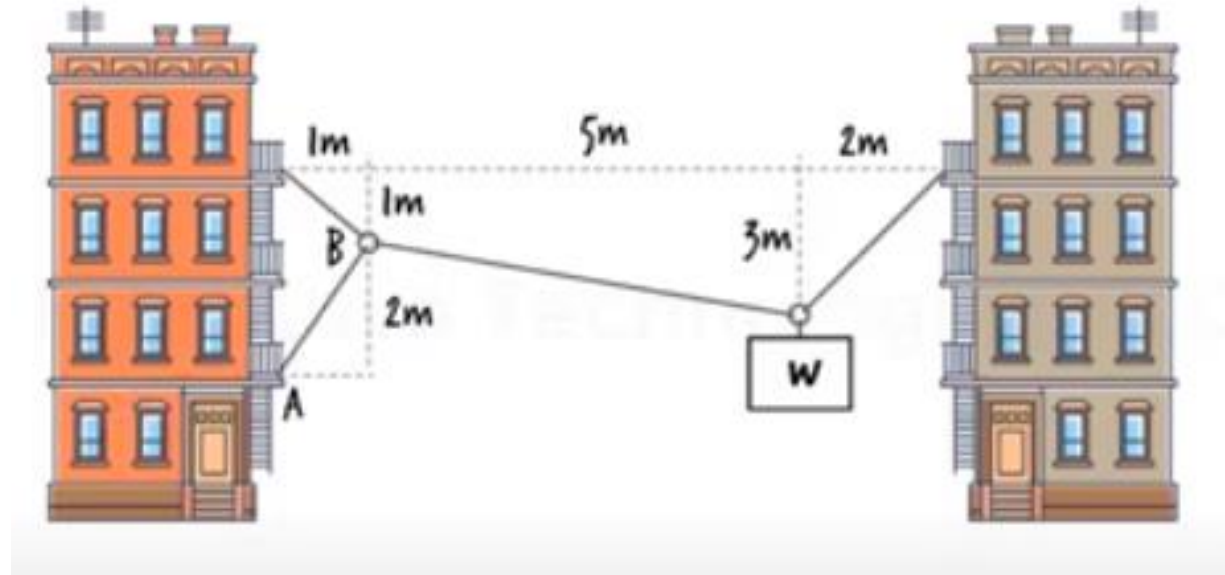
$$T_{CD} = 3.72 \text{ kN}$$

$$T_{AB} = 2.99 \text{ kN}$$

$$y_D = 2.10 \text{ m}$$

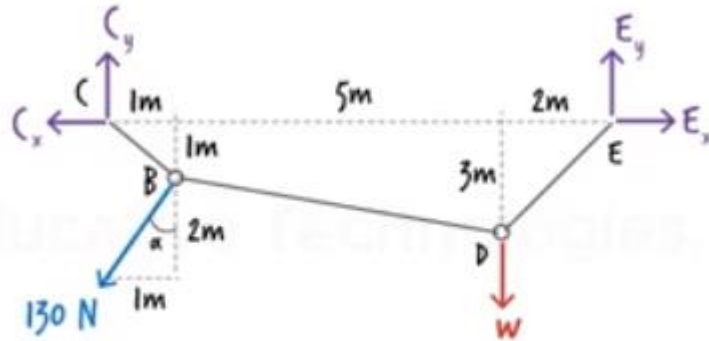
Example N°03:

Analyse the cable system shown below and determine W , if the tension force in cable AB is 130 N .

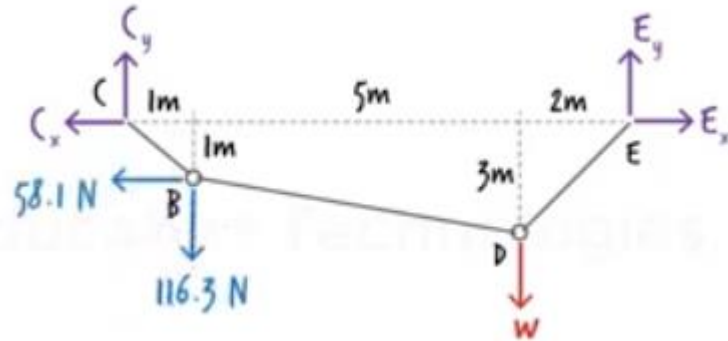


Solution:

Free-body diagram of the system:



$$\alpha = \tan^{-1}(1/2) = 26.57^\circ$$



number of joints (N) = 4

number of equations = 4 + 1 = 5

number of unknowns = 5

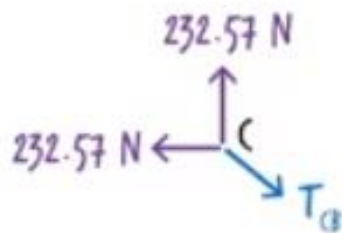
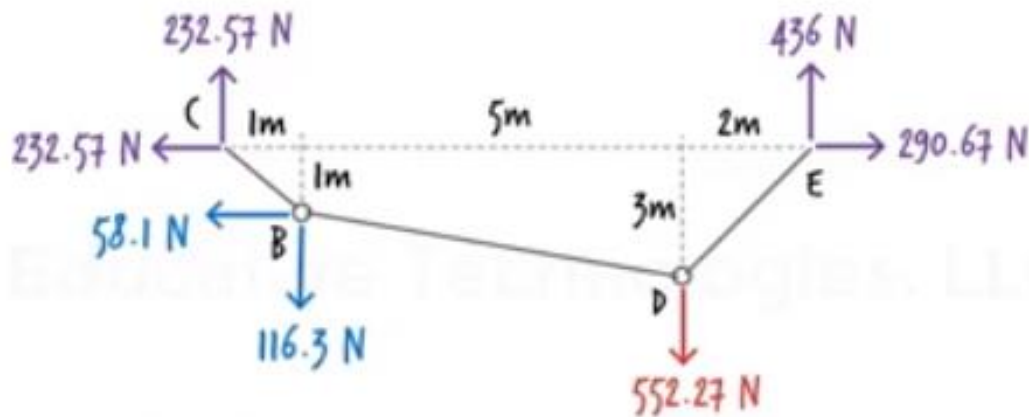
$$\sum F_x = E_x - C_x - 58.1 = 0$$

$$\sum F_y = C_y + E_y - 116.3 - w = 0$$

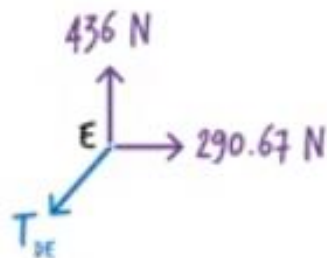
$$\sum M @ C = 8E_y - 58.1(1) - 116.3(1) - 6w = 0$$

$$\sum M @ B = C_x - C_y = 0$$

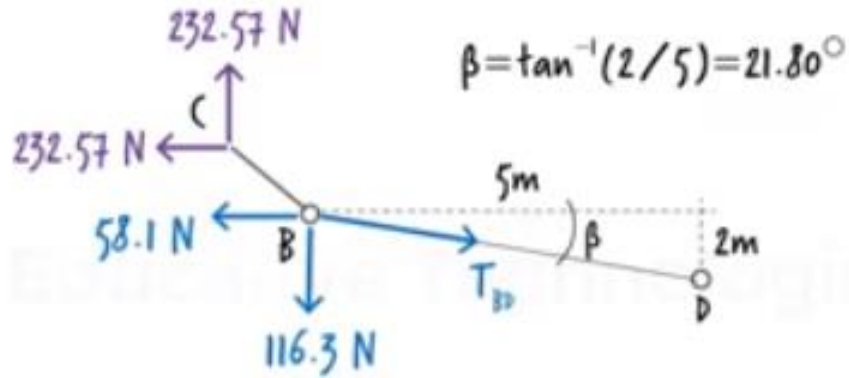
$$\sum M @ D = 6C_y - 3C_x - 58.1(2) - 116.3(5) = 0$$



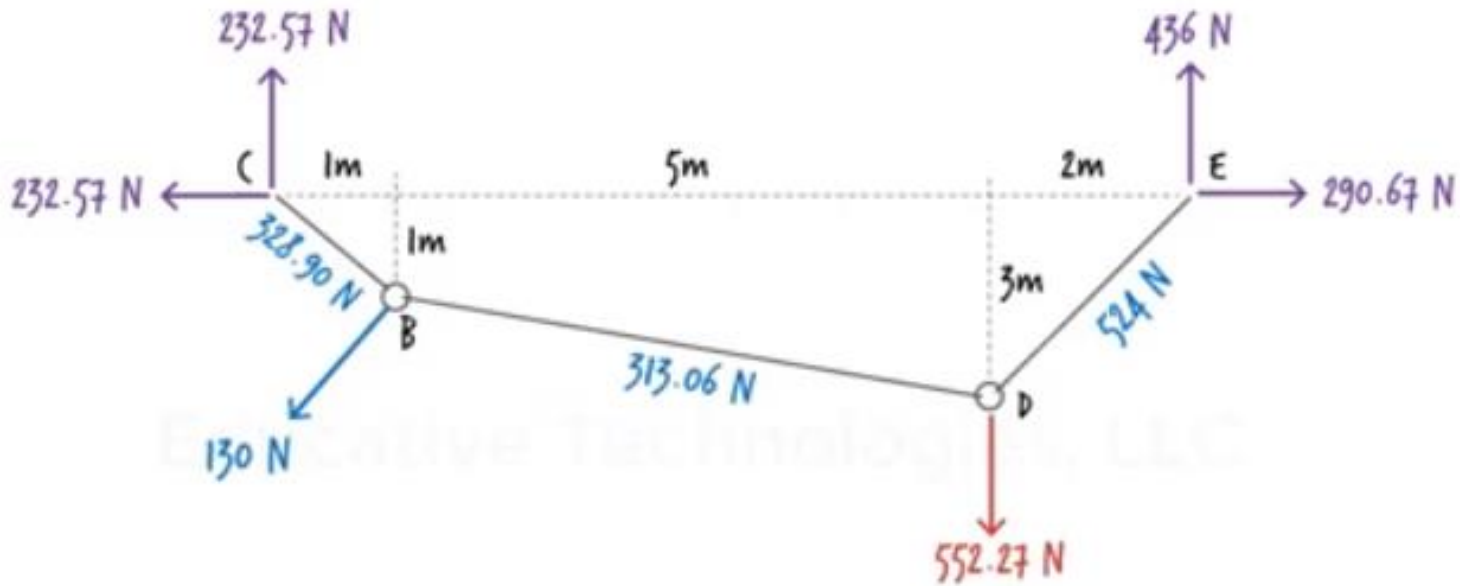
$$T_{CB} = \sqrt{232.57^2 + 232.57^2} = 328.90 \text{ N}$$



$$T_{DE} = \sqrt{436^2 + 290.67^2} = 524 \text{ N}$$



$$\sum F_x = T_{BD} \cos(21.80) - 232.57 - 58.1 = 0 \Rightarrow T_{BD} = 313.06 \text{ N}$$



References

1. Hibbeler, R C. 2012. Structural Analysis. Eighth Edition, Pearson Prentice Hall, New Jersey.
2. Dr.Structure (2018). Cable Subjected to Concentrated Load (video). Youtube.
<https://www.youtube.com/watch?v=4FLOHXQ6Au8>